

Indraprastha Gas

Estimate change	↔
TP change	↑
Rating change	↔

CMP: INR157 **TP: INR220 (+40%)** **Buy**

1QFY27 margins pressured by higher gas costs

Bloomberg	IGL IN
Equity Shares (m)	1400
M.Cap.(INRb)/(USDb)	220.3 / 2.3
52-Week Range (INR)	229 / 142
1, 6, 12 Rel. Per (%)	-4/-14/-20
12M Avg Val (INR M)	660

Financials & Valuations (INR b)

Y/E March	FY26	FY27E	FY28E
Sales	161.7	186.0	203.0
EBITDA	18.5	15.7	25.7
Adj. PAT	13.6	11.4	19.1
Adj. EPS (INR)	9.7	8.2	13.7
EPS Gr. (%)	-7.1	-16.3	67.4
BV/Sh.(INR)	71.3	76.1	84.0

Ratios

Net D:E	-0.3	-0.3	-0.3
RoE (%)	14.2	11.1	17.1
RoCE (%)	13.6	10.6	16.4
Payout (%)	48.8	42.0	42.0

Valuation

P/E - SA (x)	17.4	20.8	12.4
P/BV (x)	2.4	2.2	2.0
EV/EBITDA (x)	11.3	13.3	7.9
Div. Yield (%)	2.8	2.0	3.4

Shareholding Pattern (%)

As On	Mar-26	Dec-25	Mar-25
Promoter	45.0	45.0	45.0
DII	28.3	29.2	31.2
FII	17.1	17.0	14.7
Others	9.7	8.8	9.2

FII includes depository receipts

- Indraprastha Gas' (IGL) 4QFY26 EBITDA/scm came in 44% above our est. at INR4.8. Gas costs and opex increased ~INR1/0.8 per scm QoQ in 4Q. Total volumes were slightly below our estimate at 9.69mmscmd, rising 6% YoY. Resulting EBITDA beat our estimate by 51% at INR4.2b (-15% YoY). IGL's PAT beat our est. by 44% at INR2.8b (-21% YoY).
- **Key things we liked about the result:** 1) Total 4Q volumes were slightly above our estimate at 9.7mmscmd (our est.: 9.3mmscmd), rising 5.6% YoY. CNG volumes grew 5.5% YoY. 2) Management has guided for a robust 10.6mmscmd exit volume for FY27, driven by 10-13% YoY growth in CNG volumes, and EBITDA margins at INR7-8/scm. 3) The National PNG drive 2.0 is expected to support natural gas adoption. IGL has connected a total of 3.44m D-PNG customers, of which 2.45m are currently billed. Under PNG Drive 2.0, the company is targeting 0.35m new billed domestic connections in FY27 (vs. 0.23-0.25m earlier), supported by a strong pipeline of ~0.5m already-connected but non-consuming customers that offer a low-cost, near-term conversion opportunity with minimal incremental infrastructure requirement.
- **Key investor concerns:** 1) Management indicated that gas procurement costs have increased ~25% from pre-geopolitical crisis levels (3QFY26 gas cost: INR35.8/scm). However, it has taken an INR3/kg CNG price hike, which is likely to provide margin support. 2) Supply to I&C customers has been cut by 20%, leading to soft I&C-PNG volumes in 4Q. Volumes are expected to remain weak in 1QFY27. 3) Delhi volumes growth is still lagging, with only 1% YoY growth in 4Q. Additionally, while only 25 DTC buses are left, there are 1,790 DIMTS CNG buses with 0.13m kg consumption per day.
- **Valuation and view:** We value IGL at 15x Dec'27E SA P/E and add INR43/sh as the value of JVs to arrive at our TP of INR220/sh. At 2% FY27E dividend yield and 18% EPS CAGR over FY26-28, we believe the valuation is attractive. Reiterate BUY.

Higher-than-estimated EBITDA/scm margin drives beat

- Total volumes were slightly above our estimate at 9.7mmscmd (our est.: 9.3mmscmd), rising 5.6% YoY.
- CNG volumes came in line with our estimate, while D-PNG/I&C PNG volumes stood 19%/7% above est.
- EBITDA/scm beat our estimate by 44% at INR4.8 (est.: INR3.4/scm).
- Realization increased ~INR0.8/scm QoQ and **gas costs/opex increased ~INR1/0.8 per scm QoQ.**
- EBITDA was 51% above our estimate at INR4.2b (-15% YoY).
- IGL's PAT was 44% above our est. at INR2.8b (-21% YoY).
- Interest expense stood above estimate.
- The Board has recommended a final dividend of INR1.5/sh (FV: INR2/sh).

Abhishek Nigam – Research Analyst (Abhishek.nigam@MotilalOswal.com)

Rishabh Daga - Research Analyst (Rishabh.Daga@MotilalOswal.com)

Investors are advised to refer through important disclosures made at the last page of the Research Report.

Motilal Oswal research is available on www.motilaloswal.com/Institutional-Equities, Bloomberg, Thomson Reuters, Factset and S&P Capital.

Valuation and view

- IGL currently trades at 18.3x one-year forward P/E, at par with its mean – 1 S.D. P/E. We estimate EBITDA margin of INR4.3/INR6.5 per scm in FY27/28 and volumes to clock 8% CAGR over FY26-28. Resultant EBITDA and PAT are estimated to clock a CAGR of 18% each over FY26-28.
- We value IGL at 15x Dec'27E SA P/E and add INR43/sh as the value of JVs to arrive at our TP of INR220/sh. At 2% FY27E dividend yield and 18% EPS growth over FY26-28, we believe the valuation is attractive. Reiterate BUY.

Standalone Quarterly performance

(INR m)

Y/E March	FY25				FY26				FY25	FY26	FY26 4QE	Var. (%)
	1Q	2Q	3Q	4Q	1Q	2Q	3Q	4Q				
Net Sales	35,206	36,973	37,591	39,506	39,139	40,233	40,672	41,626	1,49,276	1,61,670	39,316	6%
Change (%)	3.3	6.9	5.9	9.8	11.2	8.8	8.2	5.4	6.6	8.3	-0.5	
EBITDA	5,819	5,359	3,636	4,972	5,118	4,428	5,008	4,229	19,787	18,500	2,799	51%
EBITDA (INR/scm)	7.4	6.5	4.3	6.0	6.2	5.2	5.8	4.8	6.0	5.4	3.4	44%
Change (%)	-9.4	-18.4	-34.9	-4.8	-12.0	-17.4	37.7	-14.9	-16.4	-6.5	-43.7	
Depreciation	1,143	1,184	1,216	1,198	1,238	1,279	1,311	1,319	4,741	5,146	1,328	
Interest	22	23	21	26	22	22	21	74	92	139	24	
Other Income	727	1,493	1,288	908	901	1,626	1,301	1,012	4,416	4,840	1,118	
PBT before EO	5,380	5,645	3,687	4,656	4,758	4,754	4,978	3,849	19,369	18,056	2,565	50%
EO	0	0	0	0	0	0	-283	0	0	0	0	
PBT after EO	5,380	5,645	3,687	4,656	4,758	4,754	4,695	3,849	19,369	18,056	2,565	50%
Tax	1,366	1,334	829	1,164	1,199	1,029	1,109	1,078	4,693	4,415	646	
Rate (%)	25.4	23.6	22.5	25.0	25.2	21.6	23.6	28.0	24.2	24.4	25.2	
PAT	4,015	4,311	2,858	3,492	3,559	3,725	3,586	2,771	14,676	13,641	1,919	44%
PAT (INR/scm)	5.1	5.2	3.4	4.2	4.3	4.3	4.1	3.2	4.1	3.8	2.3	
Change (%)	-8.4	-19.4	-27.1	-8.8	-11.3	-13.6	25.5	-20.7	-16.0	-7.1	-45.1	
EPS (INR)	2.9	3.1	2.0	2.5	2.5	2.7	2.7	2.0	10.5	9.9	1.4	44%
Gas volumes (mmscmd)												
CNG	6.5	6.8	6.7	6.7	6.8	7.0	6.9	7.1	6.7	6.9	6.9	2%
PNG - Domestic	1.2	1.2	1.2	1.3	1.2	1.2	1.3	1.4	1.2	1.3	1.1	19%
PNG - I&C	1.0	1.1	1.2	1.2	1.1	1.2	1.2	1.3	1.1	1.2	1.2	7%
Total	8.6	9.0	9.1	9.2	9.1	9.3	9.4	9.7	9.0	9.4	9.3	5%



Highlights from the management commentary

Sales Volumes:

- Average sales volumes: 9.39mmscmd in FY26 (vs. 8.99mmscmd in FY25).
- Clocked as high as 10.2mmscmd volumes in Feb'26.
- **Sales volume guidance:**
 - **FY27-exit rate: 10.6mmscmd (est. increase of 10-13% in CNG sales volume growth in FY27).**
 - Haryana volumes contribute ~0.81mmscmd – 0.65mmscmd CNG and 0.16 mmscmd PNG (11-12% growth YoY).
 - CNG sales in kg in 4QFY27: 5.13m kg.
 - **GA-wise volume growth:**
 - Delhi: growing at ~1% YoY
 - Noida, Gaziabad: growing at 6-8% YoY
 - Other GAs: growing at 16-17% YoY
- **FY27 EBITDA/scm guidance: 7-8/scm** (1QFY27 EBITDA/scm will be slightly weak).
 - Gas procurement costs **increased ~25% from pre-geopolitical crisis levels (3QFY26 gas cost: INR35.8/scm)** due to force majeure declared by suppliers including Qatar Energy. The company is expecting lower gas costs in the coming year.
 - The INR3/kg CNG hike will support EBITDA margin.
 - **Current gas pricing:** APM USD7.7/mmbtu, NWG ~USD13/mmbtu, Pooled gas: ~USD14-15/mmbtu. Spot LNG procurement cost was around USD17-17.5mmbtu (in the early war times, it peaked ~USD21/mmbtu).
- **Capex:**
 - Capex of INR11.72b has been incurred in FY26.
 - **FY27 capex guidance stands at INR14-15b.**
 - The company has 1,024 CNG stations as of end-FY26, expanded steel pipeline network by 250 km and MDPE pipeline by 2,470 km, added 0.37m domestic connections, and commissioned a second LNG station at CONCOR Dadri.
- **Gas sourcing split**
 - APM: 37%
 - NWG: 8%
 - HP-HT: 4%
 - CBM: 1%
 - CBG: 1%
 - IGX: 3%
 - RLNG – 7% short-term and 38% long-term
 - IGL has ~4.8mmscmd long term contracts, of which ~2/3rd is HH linked. IGL is in talks with suppliers for long-term contracts as some of the existing ones are expiring in 2028.
- **D-PNG:**
 - In total, 3.44m customers are connected with 2.45m being billed.
 - Under the PNG Drive 2.0, **IGL targets 0.35m new billed domestic connections in FY27**, up from 0.23-0.25m, with ~0.5m already-connected but non-consuming

customers representing near-term conversion opportunities requiring minimal infrastructure work.

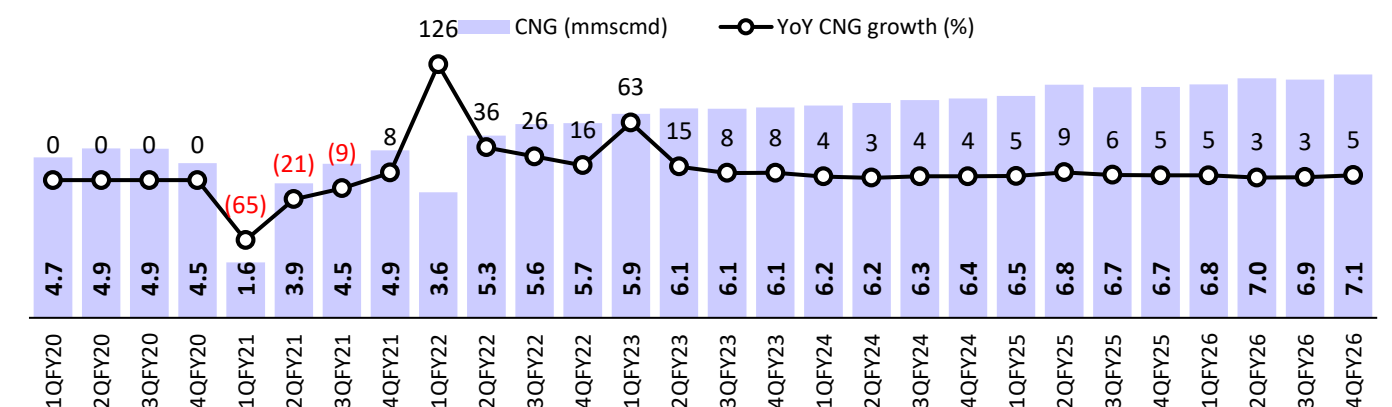
- IGL serves ~15,000 defense establishments that earlier were under LPG quota.
- As of 31st Mar'26, IGL had ~5,500 industrial customers and ~7,500 commercial customers.
- **35-40% price hikes** were taken in the last 2-3 months for I&C consumers.
- **DTC and DIMTs buses:**
- Only **25 DTC buses are remaining** with CNG consumption of ~1,000 kg per day.
- There are 1,790 DIMTS CNG buses with 130,000 kg consumption per day.
- ~48% of vehicles are private, while 12-13% are cab aggregators.
- Gurgaon:
- 47% of new vehicles sold are CNG-based.
- IGL has authorization to 1/3rd of Gurgaon's area, with sales of ~200,000-250,000 kg CNG per day.
- New vehicles added in FY26 represent 8-10% EV, 34% CNG, 35% petro, and 20% diesel.
- **~23,000-26,000 CNG vehicles were added on a monthly basis in FY26.**
- The government had come up with a gazette to prioritize CNG and DPNG, followed by fertilizer.
- IGL is getting ~105% allocation for DPNG and 35-40% for CNG.

Key exhibits

Exhibit 1: Operational highlights

Particulars	FY23				FY24				FY25				FY26				4QFY26	
	1Q	2Q	3Q	4Q	1Q	2Q	3Q	4Q	1Q	2Q	3Q	4Q	1Q	2Q	3Q	4Q	YoY (%)	QoQ (%)
Realization (INR/scm)	44.5	47.8	49.7	49.6	45.7	45.3	45.5	45.3	44.8	44.5	44.9	47.8	47.1	47.0	46.9	47.7	-0.2	1.7
Gas cost (INR/scm)	30.2	35.1	38.3	37.6	31.3	31.2	32.6	32.1	31.6	32.6	35.1	35.6	35.2	36.7	35.8	36.8	3.4	2.8
Gross Margin (INR/scm)	14.3	12.7	11.3	12.0	14.4	14.1	12.9	13.1	13.2	11.9	9.7	12.2	11.9	10.3	11.1	10.9	-10.7	-1.6
EBITDA (INR/scm)	8.6	7.1	5.7	6.2	8.6	8.6	7.2	6.6	7.4	6.5	4.3	6.0	6.2	5.2	5.8	4.8	-19.4	-16.1
PAT (INR/scm)	5.9	5.6	3.7	4.4	5.9	7.0	5.0	4.8	5.1	5.2	3.4	4.2	4.3	4.3	4.1	3.2	-24.8	-23.2
Volumes																		
CNG (MMSCMD)	5.9	6.1	6.1	6.1	6.2	6.2	6.3	6.4	6.5	6.8	6.7	6.7	6.8	7.0	6.9	7.1	5.5	2.2
PNG (MMSCMD)	2.0	2.0	2.0	2.1	2.0	2.1	2.2	2.4	2.2	2.2	2.4	2.5	2.3	2.3	2.5	2.6	5.8	4.8
Total (MMSCMD)	7.9	8.1	8.1	8.3	8.2	8.3	8.5	8.7	8.6	9.0	9.1	9.2	9.1	9.3	9.4	9.7	5.6	2.8
Per unit realisation																		
CNG (INR/scm)	49.9	52.9	54.6	61.7	50.8	50.9	51.2	51.1	50.9	50.5	50.6	54.2	53.6	53.4	53.4	53.5	-1.5	0.2
CNG (INR/kg)	69.9	74.1	76.5	86.4	71.2	71.2	71.6	71.5	71.2	70.6	70.8	75.9	75.0	74.7	74.7	74.8	-1.5	0.2
PNG (INR/scm)	46.3	51.3	54.2	52.9	48.1	46.6	46.8	46.1	44.6	44.4	45.6	47.0	47.2	46.8	46.3	49.5	5.4	7.0

Exhibit 2: CNG volumes grew 5% YoY



Sources: Company, MOFSL

Exhibit 3: PNG volumes grew 6% YoY

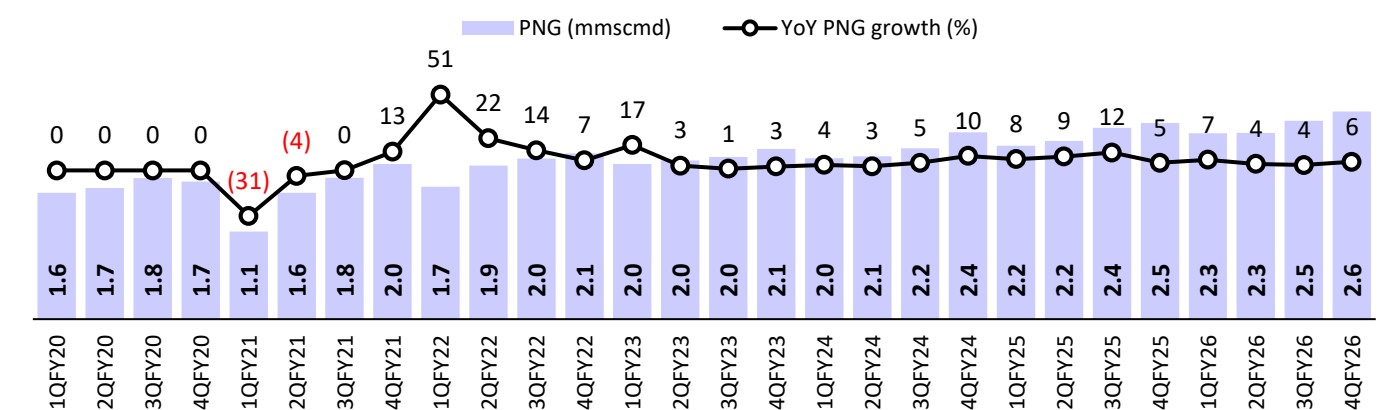
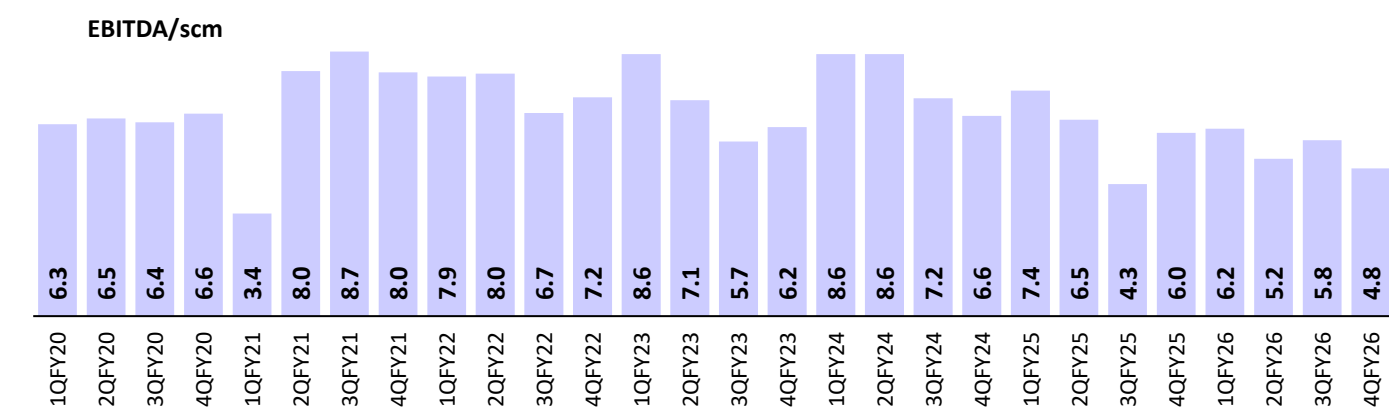


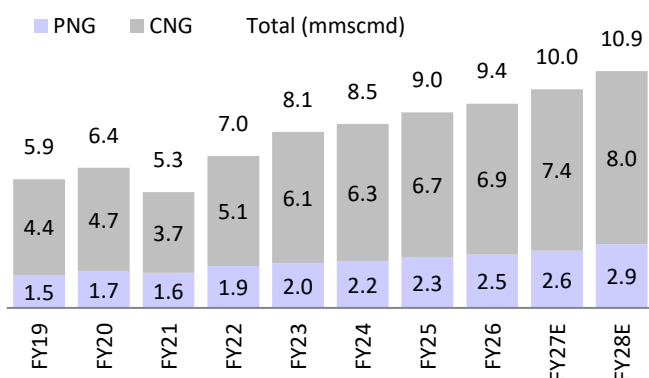
Exhibit 4: EBITDA/scm declined 19% YoY



Sources: Company, MOFSL

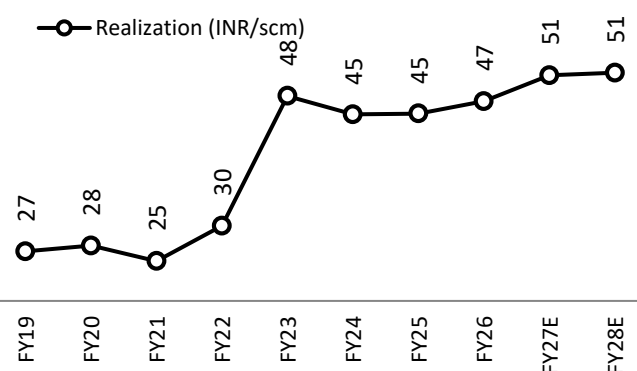
Story in charts

Exhibit 5: Volumes to register a CAGR of 8% over FY26-28



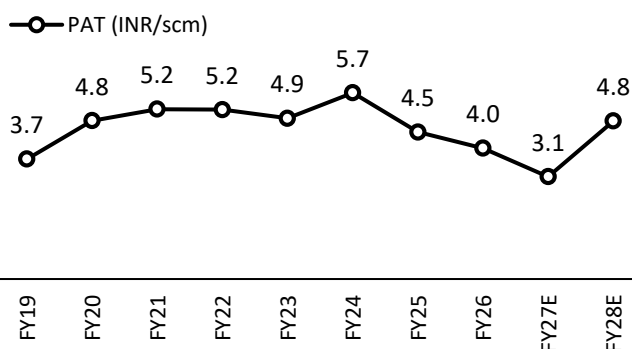
Sources: Company, MOFSL

Exhibit 6: Realization trends



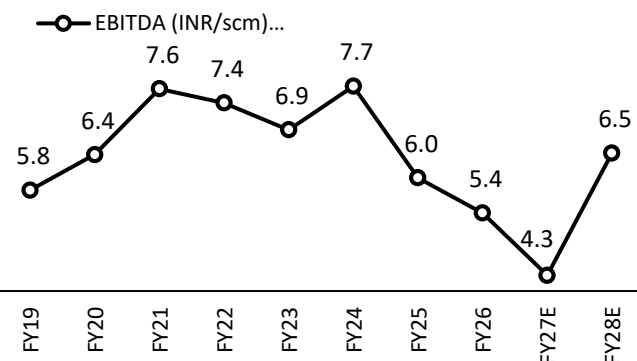
Sources: Company, MOFSL

Exhibit 7: Profitability (in INR/scm) to improve in FY27-28E



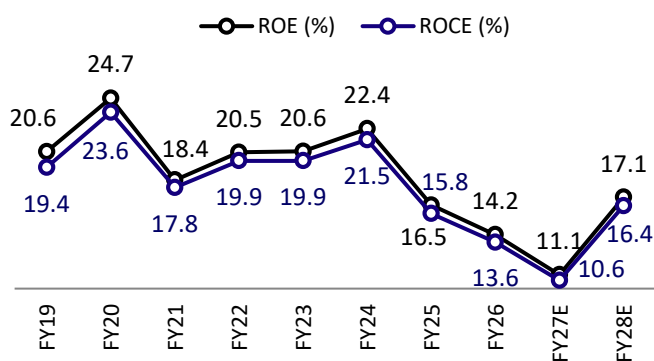
Sources: Company, MOFSL

Exhibit 8: EBITDA/scm (in INR/scm)



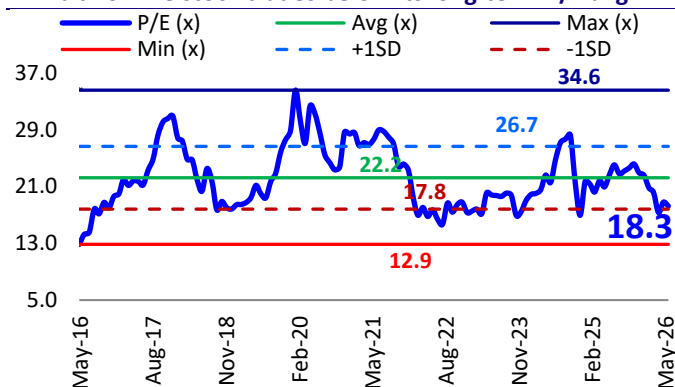
Sources: Company, MOFSL

Exhibit 9: Return ratios for IGL



Sources: Company, MOFSL

Exhibit 10: The stock trades below its long-term P/E avg.



Sources: Company, MOFSL

Financials and valuations

Income Statement							(INR m)
Y/E March	FY23	FY24	FY25	FY26	FY27E	FY28E	
Net Sales	1,41,407	1,40,001	1,49,276	1,61,670	1,85,984	2,02,958	
Change (%)	83.4	-1.0	6.6	8.3	15.0	9.1	
EBITDA	20,343	23,669	19,787	18,500	15,708	25,727	
As a percentage of Net Sales	14.4	16.9	13.3	11.4	8.4	12.7	
Depreciation	3,634	4,138	4,741	5,146	5,439	5,594	
Interest	106	92	92	139	132	125	
Other Income	2,674	3,632	4,416	4,840	5,178	5,541	
PBT	19,277	23,072	19,369	18,056	15,316	25,549	
Tax	4,827	5,591	4,693	4,415	3,898	6,431	
Rate (%)	25.0	24.2	24.2	24.4	25.5	25.2	
PAT	14,451	17,481	14,676	13,641	11,417	19,118	
Adj. PAT	14,451	17,481	14,676	13,641	11,417	19,118	
Change (%)	9.9	21.0	-16.0	-7.1	-16.3	67.4	

Balance Sheet							(INR m)
Y/E March	FY23	FY24	FY25	FY26	FY27E	FY28E	
Share Capital	1,400	1,400	2,800	2,800	2,800	2,800	
Reserves	69,466	84,117	90,040	97,067	1,03,689	1,14,778	
Net Worth	70,866	85,517	92,840	99,867	1,06,489	1,17,578	
Deferred Tax	3,168	3,695	4,563	5,100	5,100	5,100	
Capital Employed	74,033	89,213	97,403	1,04,967	1,11,589	1,22,677	
Gross Fixed Assets	86,423	99,272	1,09,739	1,23,259	1,31,659	1,40,059	
Less: Depreciation	31,285	35,423	40,163	45,309	50,748	56,342	
Net Fixed Assets	55,138	63,850	69,575	77,950	80,911	83,717	
Capital WIP	14,337	13,964	14,857	14,805	20,405	26,005	
Rights to use assets	2,067	2,139	2,134	2,097	2,097	2,097	
Investments	6,773	11,576	16,217	16,762	16,762	16,762	
Curr. Assets, Loans and Adv.							
Inventory	492	522	488	564	649	708	
Debtors	9,034	10,185	7,078	9,214	10,599	11,567	
Cash and Bank Balance	26,332	21,493	22,568	29,256	29,407	35,015	
Cash	1,056	2,128	1,361	1,688	1,839	7,448	
Bank balance	25,276	19,365	21,207	27,568	27,568	27,568	
Loans and Advances	143	0	153	0	0	0	
Other Current Assets	3,444	7,476	8,819	3,680	3,680	3,680	
Current Liab. and Prov.							
Liabilities	38,288	35,669	36,597	39,751	43,311	47,264	
Provisions	5,438	6,324	7,887	9,609	9,609	9,609	
Net Current Assets	-4,282	-2,317	-5,379	-6,646	-8,585	-5,903	
Application of Funds	74,033	89,213	97,403	1,04,967	1,11,589	1,22,677	

Financials and valuations

Ratios

Y/E March	FY23	FY24	FY25	FY26	FY27E	FY28E
Basic (INR)						
EPS (Standalone)	10.3	12.5	10.5	9.7	8.2	13.7
EPS (Consolidated)	12.1	14.9	13.1	12.5	11.1	16.7
Cash EPS	12.9	15.4	13.9	13.4	12.0	17.7
Book Value	50.6	61.1	66.3	71.3	76.1	84.0
DPS	6.5	3.7	4.3	4.8	3.4	5.7
Payout	63	30	41	49	42	42
Valuation (x)						
P/E (Standalone)	16.5	13.6	16.2	17.4	20.8	12.4
P/E (Consolidated)	14.1	11.4	13.0	13.6	15.4	10.2
Cash P/E	13.2	11.0	12.3	12.7	14.1	9.6
EV/EBITDA	4.6	4.1	10.9	11.3	13.3	7.9
EV/Sales	0.7	0.7	1.4	1.3	1.1	1.0
Price/Book Value	3.4	2.8	2.6	2.4	2.2	2.0
Dividend Yield (%)	3.8	2.2	2.5	2.8	2.0	3.4
FCF/ share	7.2	2.4	7.7	4.5	3.6	9.8
Profitability Ratios (%)						
RoE	20.6	22.4	16.5	14.2	11.1	17.1
RoCE	19.9	21.5	15.8	13.6	10.6	16.4
RoIC	48.6	43.0	26.5	23.0	17.2	33.5
Turnover Ratios						
Debtors (No. of Days)	20	15	17	20	19	18
Asset Turnover (x)	1.9	1.7	1.6	1.6	1.7	1.7
Leverage Ratio						
Net Debt/Equity ratio (x)	-0.4	-0.3	-0.2	-0.3	-0.3	-0.3

Cash Flow Statement

Y/E March	FY23	FY24	FY25	FY26	FY27E	FY28E
(INR m)						
OP/(Loss) before Tax	19,283	23,072	19,369	18,056	15,316	25,549
Depreciation	3,634	4,138	4,741	5,146	5,439	5,594
Interest and Finance charges	87	68	63	53	132	125
Direct Taxes Paid	-4,833	-4,871	-3,951	-3,954	-3,898	-6,431
(Inc.)/Dec. in Wkg. Capital	6,469	-3,828	5,518	4,305	2,090	2,926
Others	-2,333	-3,221	-3,687	-4,137	0	0
CF from Op. Activity	22,306	15,357	22,053	19,469	19,078	27,763
(Inc.)/Dec. in FA and CWIP	-12,221	-12,021	-11,216	-13,229	-14,000	-14,000
Free Cash Flow	10,085	3,335	10,837	6,240	5,078	13,763
(Pur.)/Sale of Investments	-56,286	-20,834	-25,380	-23,300	0	0
Others	60,093	21,908	21,522	24,531	0	0
CF from Inv. Activity	-8,414	-10,948	-15,074	-11,998	-14,000	-14,000
Dividends Paid (incl. tax)	-12,948	-2,797	-7,348	-6,649	-4,795	-8,030
CF from Fin. Activity	-13,586	-3,337	-7,747	-7,144	-4,927	-8,155
Inc./(Dec.) in Cash	306	1,072	-767	328	151	5,609
Add: Opening Balance	750	1,056	2,128	1,361	1,688	1,839
Closing Balance	1,056	2,128	1,361	1,688	1,839	7,448

Investment in securities market are subject to market risks. Read all the related documents carefully before investing.

Explanation of Investment Rating	
Investment Rating	Expected return (over 12-month)
BUY	>=15%
SELL	< - 10%
NEUTRAL	< - 10 % to 15%
UNDER REVIEW	Rating may undergo a change
NOT RATED	We have forward looking estimates for the stock but we refrain from assigning recommendation

*In case the recommendation given by the Research Analyst is inconsistent with the investment rating legend for a continuous period of 30 days, the Research Analyst shall be within following 30 days take appropriate measures to make the recommendation consistent with the investment rating legend.

Disclosures

The following Disclosures are being made in compliance with the SEBI Research Analyst Regulations 2014 (herein after referred to as the Regulations).

Motilal Oswal Financial Services Ltd. (MOFSL) is a SEBI Registered Research Analyst having registration no. INH000000412 and BSE enlistment no. 5028. MOFSL, the Research Entity (RE) as defined in the Regulations, is engaged in the business of providing Stock broking services, Depository participant services & distribution of various financial products. MOFSL is a listed public company, the details in respect of which are available on www.motilaloswal.com. MOFSL is registered with the Securities & Exchange Board of India (SEBI) and is a registered Trading Member with National Stock Exchange of India Ltd. (NSE) and Bombay Stock Exchange Limited (BSE), Multi Commodity Exchange of India Limited (MCX) and National Commodity & Derivatives Exchange Limited (NCDEX) for its stock broking activities & is Depository participant with Central Depository Services Limited (CDSL) National Securities Depository Limited (NSDL),NERL, COMRIS and CCRL and is member of Association of Mutual Funds of India (AMFI) for distribution of financial products and Insurance Regulatory & Development Authority of India (IRDA) as Corporate Agent for insurance products and is a member of Association of Portfolio Managers in India (APMI) for distribution of PMS products. Details of associate entities of Motilal Oswal Financial Services Ltd. are available on the website at <http://online.reports.motilaloswal.com/Dormant/documents/Associate%20Details.pdf>

MOFSL and its associate company(ies), their directors and Research Analyst and their relatives may; (a) from time to time, have a long or short position in, act as principal in, and buy or sell the securities or derivatives thereof of companies mentioned herein. (b) be engaged in any other transaction involving such securities and earn brokerage or other compensation or act as a market maker in the financial instruments of the company(ies) discussed herein or act as an advisor or lender/borrower to such company(ies) or may have any other potential conflict of interests with respect to any recommendation and other related information and opinions.; however the same shall have no bearing whatsoever on the specific recommendations made by the analyst(s), as the recommendations made by the analyst(s) are completely independent of the views of the associates of MOFSL even though there might exist an inherent conflict of interest in some of the stocks mentioned in the research report.

MOFSL and / or its affiliates do and seek to do business including investment banking with companies covered in its research reports. As a result, the recipients of this report should be aware that MOFSL may have a potential conflict of interest that may affect the objectivity of this report. Compensation of Research Analysts is not based on any specific merchant banking, investment banking or brokerage service transactions. Details of pending Enquiry Proceedings of Motilal Oswal Financial Services Limited are available on the website at <https://qalaxy.motilaloswal.com/ResearchAnalyst/PublishViewLitigation.aspx>. As per Regulatory requirements, Research Audit Report is uploaded on www.motilaloswal.com > MOFSL-Important Links > MOFSL Research Analyst Compliance Audit Report.

A graph of daily closing prices of securities is available at www.nseindia.com, www.bseindia.com. Research Analyst views on Subject Company may vary based on Fundamental research and Technical Research. Proprietary trading desk of MOFSL or its associates maintains arm's length distance with Research Team as all the activities are segregated from MOFSL research activity and therefore it can have an independent view with regards to Subject Company for which Research Team have expressed their views.

Regional Disclosures (outside India)

This report is not directed or intended for distribution to or use by any person or entity resident in a state, country or any jurisdiction, where such distribution, publication, availability or use would be contrary to law, regulation or which would subject MOFSL & its group companies to registration or licensing requirements within such jurisdictions.

For Hong Kong:

This report is distributed in Hong Kong by Motilal Oswal capital Markets (Hong Kong) Private Limited, a licensed corporation (CE AYY-301) licensed and regulated by the Hong Kong Securities and Futures Commission (SFC) pursuant to the Securities and Futures Ordinance (Chapter 571 of the Laws of Hong Kong) "SFO". As per SEBI (Research Analyst Regulations) 2014 Motilal Oswal Securities (SEBI Reg. No. INH000000412) has an agreement with Motilal Oswal capital Markets (Hong Kong) Private Limited for distribution of research report in Hong Kong. This report is intended for distribution only to "Professional Investors" as defined in Part I of Schedule 1 to SFO. Any investment or investment activity to which this document relates is only available to professional investor and will be engaged only with professional investors." Nothing here is an offer or solicitation of these securities, products and services in any jurisdiction where their offer or sale is not qualified or exempt from registration. The Indian Analyst(s) who compile this report is/are not located in Hong Kong & are not conducting Research Analysis in Hong Kong.

For U.S.

Motilal Oswal Financial Services Limited (MOFSL) is not a registered broker - dealer under the U.S. Securities Exchange Act of 1934, as amended (the "1934 act") and under applicable state laws in the United States. In addition MOFSL is not a registered investment adviser under the U.S. Investment Advisers Act of 1940, as amended (the "Advisers Act" and together with the 1934 Act, the "Acts"), and under applicable state laws in the United States. Accordingly, in the absence of specific exemption under the Acts, any brokerage and investment services provided by MOFSL, including the products and services described herein are not available to or intended for U.S. persons. This report is intended for distribution only to "Major Institutional Investors" as defined by Rule 15a-6(b)(4) of the Exchange Act and interpretations thereof by SEC (henceforth referred to as "major institutional investors"). This document must not be acted on or relied on by persons who are not major institutional investors. Any investment or investment activity to which this document relates is only available to major institutional investors and will be engaged in only with major institutional investors. In reliance on the exemption from registration provided by Rule 15a-6 of the U.S. Securities Exchange Act of 1934, as amended (the "Exchange Act") and interpretations thereof by the U.S. Securities and Exchange Commission ("SEC") in order to conduct business with Institutional Investors based in the U.S., MOFSL has entered into a chaperoning agreement with a U.S. registered broker-dealer, Motilal Oswal Securities International Private Limited. ("MOSIPL"). Any business interaction pursuant to this report will have to be executed within the provisions of this chaperoning agreement.

The Research Analysts contributing to the report may not be registered /qualified as research analyst with FINRA. Such research analyst may not be associated persons of the U.S. registered broker-dealer, MOSIPL, and therefore, may not be subject to NASD rule 2711 and NYSE Rule 472 restrictions on communication with a subject company, public appearances and trading securities held by a research analyst account.

For Singapore

In Singapore, this report is being distributed by Motilal Oswal Capital Markets (Singapore) Pte. Ltd. ("MOCMSPL") (UEN 201129401Z), which is a holder of a capital markets services license and an exempt financial adviser in Singapore. This report is distributed solely to persons who (a) qualify as "institutional investors" as defined in section 4A(1)(c) of the Securities and Futures Act of Singapore ("SFA") or (b) are considered "accredited investors" as defined in section 2(1) of the Financial Advisers Regulations of Singapore read with section 4A(1)(a) of the SFA. Accordingly, if a recipient is neither an "institutional investor" nor an "accredited investor", they must immediately discontinue any use of this Report and inform MOCMSPL.

In respect of any matter arising from or in connection with the research you could contact the following representatives of MOCMSPL. In case of grievances for any of the services rendered by MOCMSPL write to grievances@motilaloswal.com.

Nainesh Rajani

Email: nainesh.rajani@motilaloswal.com

Contact: (+65) 8328 0276

Specific Disclosures

- Research Analyst and/or his/her relatives do not have a financial interest in the subject company(ies), as they do not have equity holdings in the subject company(ies). MOFSL has financial interest in the subject company(ies) at the end of the week immediately preceding the date of publication of the Research Report: Yes.
Nature of Financial interest is holding equity shares or derivatives of the subject company
- Research Analyst and/or his/her relatives do not have actual/beneficial ownership of 1% or more securities in the subject company(ies) at the end of the month immediately preceding the date of publication of Research Report.
MOFSL has actual/beneficial ownership of 1% or more securities of the subject company(ies) at the end of the month immediately preceding the date of publication of Research Report:No
- Research Analyst and/or his/her relatives have not received compensation/other benefits from the subject company(ies) in the past 12 months.
MOFSL may have received compensation from the subject company(ies) in the past 12 months.
- Research Analyst and/or his/her relatives do not have material conflict of interest in the subject company at the time of publication of research report.
MOFSL does not have material conflict of interest in the subject company at the time of publication of research report.
- Research Analyst has not served as an officer, director or employee of subject company(ies).
- MOFSL has not acted as a manager or co-manager of public offering of securities of the subject company in past 12 months.
- MOFSL has not received compensation for investment banking /merchant banking/brokerage services from the subject company(ies) in the past 12 months.
- MOFSL may have received any compensation for products or services other than investment banking or merchant banking or brokerage services from the subject company(ies) in the past 12 months.
- MOFSL may have received compensation or other benefits from the subject company(ies) or third party in connection with the research report.
- MOFSL has not engaged in market making activity for the subject company.

The associates of MOFSL may have:

- financial interest in the subject company
- actual/beneficial ownership of 1% or more securities in the subject company at the end of the month immediately preceding the date of publication of the Research Report or date of the public appearance.
- received compensation/other benefits from the subject company in the past 12 months
- any other potential conflict of interests with respect to any recommendation and other related information and opinions.; however the same shall have no bearing whatsoever on the specific recommendations made by the analyst(s), as the recommendations made by the analyst(s) are completely independent of the views of the associates of MOFSL even though there might exist an inherent conflict of interest in some of the stocks mentioned in the research report.
- acted as a manager or co-manager of public offering of securities of the subject company in past 12 months
- be engaged in any other transaction involving such securities and earn brokerage or other compensation or act as a market maker in the financial instruments of the company(ies) discussed herein or act as an advisor or lender/borrower to such company(ies)
- received compensation from the subject company in the past 12 months for investment banking / merchant banking / brokerage services or from other than said services.
- Served subject company as its clients during twelve months preceding the date of distribution of the research report.

The associates of MOFSL has not received any compensation or other benefits from third party in connection with the research report

Above disclosures include beneficial holdings lying in demat account of MOFSL which are opened for proprietary investments only. While calculating beneficial holdings, It does not consider demat accounts which are opened in name of MOFSL for other purposes (i.e holding client securities, collaterals, error trades etc.). MOFSL also earns DP income from clients which are not considered in above disclosures.

Analyst Certification

The views expressed in this research report accurately reflect the personal views of the analyst(s) about the subject securities or issues, and no part of the compensation of the research analyst(s) was, is, or will be directly or indirectly related to the specific recommendations and views expressed by research analyst(s) in this report.

Terms & Conditions:

This report has been prepared by MOFSL and is meant for sole use by the recipient and not for circulation. The report and information contained herein is strictly confidential and may not be altered in any way, transmitted to, copied or distributed, in part or in whole, to any other person or to the media or reproduced in any form, without prior written consent of MOFSL. The report is based on the facts, figures and information that are considered true, correct, reliable and accurate. The intent of this report is not recommendatory in nature. The information is obtained from publicly available media or other sources believed to be reliable. Such information has not been independently verified and no guaranty, representation of warranty, express or implied, is made as to its accuracy, completeness or correctness. All such information and opinions are subject to change without notice. The report is prepared solely for informational purpose and does not constitute an offer document or solicitation of offer to buy or sell or subscribe for securities or other financial instruments for the clients. Though disseminated to all the customers simultaneously, not all customers may receive this report at the same time. MOFSL will not treat recipients as customers by virtue of their receiving this report.

Disclaimer:

The report and information contained herein is strictly confidential and meant solely for the selected recipient and may not be altered in any way, transmitted to, copied or distributed, in part or in whole, to any other person or to the media or reproduced in any form, without prior written consent. This report and information herein is solely for informational purpose and may not be used or considered as an offer document or solicitation of offer to buy or sell or subscribe for securities or other financial instruments. Nothing in this report constitutes investment, legal, accounting and tax advice or a representation that any investment or strategy is suitable or appropriate to your specific circumstances. The securities discussed and opinions expressed in this report may not be suitable for all investors, who must make their own investment decisions, based on their own investment objectives, financial positions and needs of specific recipient. This may not be taken in substitution for the exercise of independent judgment by any recipient. Each recipient of this document should make such investigations as it deems necessary to arrive at an independent evaluation of an investment in the securities of companies referred to in this document (including the merits and risks involved), and should consult its own advisors to determine the merits and risks of such an investment. The investment discussed or views expressed may not be suitable for all investors. Certain transactions -including those involving futures, options, another derivative products as well as non-investment grade securities - involve substantial risk and are not suitable for all investors. No representation or warranty, express or implied, is made as to the accuracy, completeness or fairness of the information and opinions contained in this document. The Disclosures of Interest Statement incorporated in this document is provided solely to enhance the transparency and should not be treated as endorsement of the views expressed in the report. This information is subject to change without any prior notice. The Company reserves the right to make modifications and alternations to this statement as may be required from time to time without any prior approval. MOFSL, its associates, their directors and the employees may from time to time, effect or have effected an own account transaction in, or deal as principal or agent in or for the securities mentioned in this document. They may perform or seek to perform investment banking or other services for, or solicit investment banking or other business from, any company referred to in this report. Each of these entities functions as a separate, distinct and independent of each other. The recipient should take this into account before interpreting the document. This report has been prepared on the basis of information that is already available in publicly accessible media or developed through analysis of MOFSL. The views expressed are those of the analyst, and the Company may or may not subscribe to all the views expressed therein. This document is being supplied to you solely for your information and may not be reproduced, redistributed or passed on, directly or indirectly, to any other person or published, copied, in whole or in part, for any purpose. This report is not directed or intended for distribution to, or use by, any person or entity who is a citizen or resident of or located in any locality, state, country or other jurisdiction, where such distribution, publication, availability or use would be contrary to law, regulation or which would subject MOFSL to any registration or licensing requirement within such jurisdiction. The securities described herein may or may not be eligible for sale in all jurisdictions or to certain category of investors. Persons in whose possession this document may come are required to inform themselves of and to observe such restriction. Neither the Firm, nor its directors, employees, agents or representatives shall be liable for any damages whether direct or indirect, incidental, special or consequential including lost revenue or lost profits that may arise from or in connection with the use of the information. The person accessing this information specifically agrees to exempt MOFSL or any of its affiliates or employees from, any and all responsibility/liability arising from such misuse and agrees not to hold MOFSL or any of its affiliates or employees responsible for any such misuse and further agrees to hold MOFSL or any of its affiliates or employees free and harmless from all losses, costs, damages, expenses that may be suffered by the person accessing this information due to any errors and delays.

This report is meant for the clients of Motilal Oswal only.

Investment in securities market are subject to market risks. Read all the related documents carefully before investing.

Registration granted by SEBI, enlistment as RA with Exchange and certification from NISM in no way guarantee performance of the intermediary or provide any assurance of returns to investors

Registered Office Address: Motilal Oswal Tower, Rahimtullah Sayani Road, Opposite Parel ST Depot, Prabhadevi, Mumbai-400025; Tel No.: 022 - 71934200 / 71934263; www.motilaloswal.com. Correspondence Address: Palm Spring Centre, 2nd Floor, Palm Court Complex, New Link Road, Malad (West), Mumbai- 400 064. Tel No: 022 71881000. Details of Compliance Officer: Neeraj Agarwal, Email Id: na@motilaloswal.com, Contact No.:022-40548085.

Grievance Redressal Cell:

Contact Person	Contact No.	Email ID
Ms. Hemangi Date	022 40548000 / 022 67490600	query@motilaloswal.com
Ms. Kumud Upadhyay	022 40548082	servicehead@motilaloswal.com
Mr. Ajay Menon	022 40548083	am@motilaloswal.com
Mr. Neeraj Agarwal	022 40548085	na@motilaloswal.com
Mr. Siddhartha Khemka	022 50362452	po.research@motilaloswal.com

Registration details of group entities.: Motilal Oswal Financial Services Ltd. (MOFSL): INZ000158836 (BSE/NSE/MCX/NCDEX); CDSL and NSDL: IN-DP-16-2015; Research Analyst: INH000000412, BSE enlistment no. 5028, AMFI registered Mutual Fund Distributor and SIF Distributor: ARN : 146822. IRDA Corporate Agent – CA0579, APMI: APRN00233. Motilal Oswal Financial Services Ltd. is a distributor of Mutual Funds, PMS, Fixed Deposit, Insurance, Bond, NCDs and IPO products.

Customer having any query/feedback/ clarification may write to query@motilaloswal.com. In case of grievances for any of the services rendered by Motilal Oswal Financial Services Limited (MOFSL) write to grievances@motilaloswal.com, for DP to dpgrievances@motilaloswal.com.